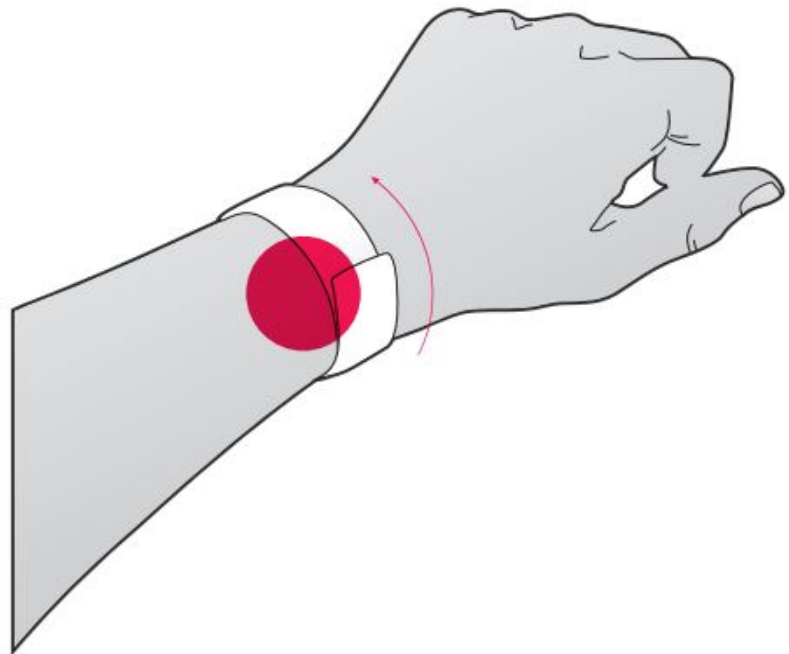
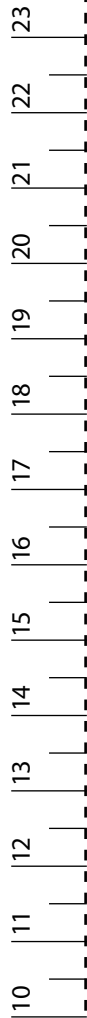



Determine your strap size

You can measure your wrist size with a tape measure. If you do not have a tape measure, you can cut out and use the B.R.M Chronographes model opposite.



Print

Print this page. Be sure to print the page in its original size (100%). If necessary, disable the "Adjust page size" setting in the print setup.



Cut out

Cut the tape measure along the dotted line and cut a slit in the area under the logo.



Measure

Wrap the tape measure around your wrist and insert the end into the slot. The paper should fit perfectly.



Determine your size

The number next to the slot is the circumference of your wrist.